



Sheer  
Driving Pleasure



# THE BMW 5 SERIES TOURING.

**BMW EFFICIENT DYNAMICS.**  
LESS EMISSIONS. MORE DRIVING PLEASURE.



## THE BMW 5 SERIES TOURING.



## DIGITAL DISCOVERY: THE NEW BMW BROCHURES APP.



More information, more sheer driving pleasure: The new BMW brochures app offers a digital and interactive BMW experience like never before. Download the BMW brochures app for your smartphone or tablet now and rediscover your BMW.

## INNOVATION AND TECHNOLOGY.



18 BMW EfficientDynamics



20 BMW Personal CoPilot  
21 BMW ConnectedDrive




22 Suspension and safety

## EQUIPMENT.



24 Models and lines



30 BMW Individual



32 Equipment highlights




36 Exterior colours




38 Interior colours



40 Wheels and tyres



41 Original BMW Accessories



42 Technical data





**HIGH PERFORMER.**  
BUSINESS ATHLETE



# IN FULL COMMAND OF ITS TERRITORY – THE ROAD.

OUTSTANDING PERFORMANCE THANKS TO BMW TWIN POWER TURBO ENGINES II  
HIGH EFFICIENCY THANKS TO BMW EFFICIENT DYNAMICS TECHNOLOGIES II  
IMPRESSIVE DYNAMICS THANKS TO EFFICIENT LIGHTWEIGHT CONSTRUCTION II  
INCREASED SAFETY THANKS TO ADAPTIVE LED HEADLIGHTS\*



\* Available as optional equipment.



# IN SHORT: A LONG WAY AHEAD.

SPORTY AND ELEGANT ATMOSPHERE IN THE INTERIOR II DYNAMIC FORM II  
HIGH-QUALITY MATERIALS II SPACIOUSNESS AND LONG-DISTANCE COMFORT





# EVERY CONTOUR A SIGN OF CHARACTER.

CHARACTERISTIC REAR DESIGN II HORIZONTAL DESIGN EMPHASISES  
A FIRM STREET BEARING II CLASSIC BMW L-SHAPED REAR LIGHTS IN  
A NEW STREAMLINED AESTHETIC II OPPOSING SIDE TAILPIPE DESIGN





## A SMALL GESTURE – A BIG HELP.

NEW AND INTUITIVE USER TECHNOLOGIES: THE INTELLIGENT  
BMW GESTURE CONTROL\* II THE INNOVATIVE TOUCH DISPLAY\* II  
THE INTELLIGENT VOICE CONTROL SYSTEM\*



\* Available as optional equipment.



# IT DOESN'T SET LIMITS – IT EXPANDS THEM.

BACK SEAT CAN BE FOLDED DOWN FROM THE LUGGAGE COMPARTMENT II  
40:20:40 SPLIT II IDEAL STORAGE OPTIONS II AUTOMATICALLY OPENING AND  
CLOSING TAILGATE\* II SEPARATELY OPENING REAR WINDOW

\* Available as optional equipment.







# COMBINES PERFORMANCE WITH PLEASURE.

PERFORMANCE MEETS VERSATILITY. THE BMW 5 SERIES TOURING COMBINES INTELLIGENT BMW TECHNOLOGIES AND INNOVATIVE OPERATING CONCEPTS, WITH UNIQUELY DYNAMIC DRIVING CHARACTERISTICS. GET READY TO EXPERIENCE UNMATCHED AGILITY AND THE UTMOST IN PRECISION HANDLING. FOR THE COMPLETE DRIVING EXPERIENCE, THE BMW 5 SERIES TOURING ALSO PROVIDES AMPLE SPACE, GENUINE LONG-DISTANCE COMFORT AND VERSATILE FUNCTIONALITY.



www.bmw.com/efficientdynamics

#### MORE POWER FROM LESS FUEL.

More power from three to 12 cylinders. Consume less, experience more – the **BMW TwinPower Turbo engines** offer the greatest possible dynamic performance with the greatest possible efficiency thanks to the newest injection systems, variable output control and sophisticated turbocharger technology. Whether diesel or petrol, and no matter how many cylinders, the engines from the BMW EfficientDynamics engine family allow markedly more agile power delivery and outstanding responsiveness even at low rpm, while being fuel-efficient and low in emissions.

#### MORE DRIVING PLEASURE, LESS EMISSIONS.

Approximately 33% less CO<sub>2</sub> emissions since 2000: **BMW EfficientDynamics** is a technology package that includes not only the drive, but rather the whole vehicle concept and intelligent energy management. Provided as standard in every BMW, a variety of innovative technologies contribute to continuously improving efficiency. Via engine efficiency measures, electrification, lightweight construction methods and optimised aerodynamics, BMW has managed to reduce the CO<sub>2</sub> emissions of its fleet by 33%.

#### MORE SPEED, LESS WEIGHT.

Lower weight with intelligent lightweight construction. Special consideration for every last detail – intelligent lightweight construction means that the optimal material is found and implemented for each part of the vehicle. With extremely light high-tech materials such as aluminium and carbon fibre, **BMW EfficientLightweight** is pursuing the goal of minimising vehicle weight. That leads to even more dynamic performance, increased stability and heightened vehicle safety and comfort.



#### LIGHTWEIGHT CONSTRUCTION

BMW EfficientLightweight stands for intelligent lightweight construction that contributes significantly to increased driving dynamics and efficiency. Weight reduction is the basis for the best driving dynamics and exemplary efficiency. Weight-optimised materials such as high-tensile steel, aluminium and magnesium are utilised when constructing various components.


#### AERODYNAMICS

With targeted measures focusing on Aerodynamics, BMW has optimised drag coefficient and efficiency as well as interior acoustics. Fuel consumption has also been reduced. The Active air stream kidney grille, the Air Breather, the Air curtain on the front wheels and the Aero wheels are all targeted and detailed measures to further reduce air resistance.

#### INTELLIGENT START/STOP FUNCTION

The Intelligent Start/Stop function<sup>2</sup> enhances driving comfort with the help of the interaction of the navigation, camera and radar data. It switches the engine off only when an extended standing time is expected and the energy required to start the engine is likely to be lower than that saved when it is shut down.

### IN THE BMW 5 SERIES TOURING.



#### BMW 540i xDrive

- BMW TwinPower Turbo 6-cylinder petrol engine with 250 kW (340 hp) and 450 Nm torque
- Acceleration 0–100 km/h: [5.1] s;
- Top Speed: [250]<sup>1</sup> km/h
- Combined fuel consumption: [7.8–8.0] l/100 km
- Combined CO<sub>2</sub> emissions: [178–183] g/km

#### BMW 530i / 530i xDrive

- BMW TwinPower Turbo 4-cylinder petrol engine with 185 kW (252 hp) and 350 Nm torque
- Acceleration 0–100 km/h: [6.4] s / [6.3] s xDrive;
- Top Speed: [250]<sup>1</sup> km/h / [250]<sup>1</sup> km/h xDrive
- Combined fuel consumption: [6.1–6.3] l/100 km / [6.7–7.0] l/100 km xDrive
- Combined CO<sub>2</sub> emissions: [139–144] g/km / [153–159] g/km xDrive

#### BMW 520i

- BMW TwinPower Turbo 4-cylinder petrol engine with 135 kW (184 hp) and 290 Nm torque
- Acceleration 0–100 km/h: [7.8] s;
- Top Speed: [235] km/h
- Combined fuel consumption: [6.1–6.3] l/100 km
- CO<sub>2</sub> emissions, combined: [138–143] g/km

#### BMW M550d xDrive

- BMW TwinPower Turbo 6-cylinder diesel engine with 294 kW (400 hp) and 760 Nm torque
- Acceleration 0–100 km/h: [4.6] s xDrive;
- Top Speed: [250]<sup>1</sup> km/h
- Combined fuel consumption: [6.7–6.8] l/100 km xDrive
- Combined CO<sub>2</sub> emissions: [176–178] g/km xDrive

#### BMW 540d xDrive

- BMW TwinPower Turbo 6-cylinder diesel engine with 235 kW (320 hp) and 680 Nm torque
- Acceleration 0–100 km/h: [4.9] s;
- Top Speed: [250]<sup>1</sup> km/h
- Combined fuel consumption: [6.0–6.2] l/100 km
- Combined CO<sub>2</sub> emissions: [157–164] g/km

#### BMW 530d / 530d xDrive

- BMW TwinPower Turbo 6-cylinder diesel engine with 195 kW (265 hp) and 620 Nm torque
- Acceleration 0–100 km/h: [5.8] s / [5.6] s xDrive;
- Top Speed: [250]<sup>1</sup> km/h / [250]<sup>1</sup> km/h xDrive
- Combined fuel consumption: [5.3–5.5] l/100 km / [5.6–5.9] l/100 km xDrive
- Combined CO<sub>2</sub> emissions: [139–144] g/km / [148–154] g/km xDrive

#### BMW 520d / 520d xDrive

- BMW TwinPower Turbo 4-cylinder diesel engine with 140 kW (190 hp) and 400 Nm torque
- Acceleration 0–100 km/h: 8.0 [7.8] s / [7.9] s xDrive;
- Top Speed: 230 [225] km/h / [222] km/h xDrive
- Combined fuel consumption: 5.0–5.2 [4.7–4.9] l/100 km / [5.0–5.2] l/100 km xDrive
- Combined CO<sub>2</sub> emissions: 132–136 [123–128] g/km / [131–136] g/km xDrive

#### BMW 525d

- BMW TwinPower Turbo 4-cylinder diesel engine with 170 kW (231 hp) and 500 Nm torque
- Acceleration 0–100 km/h: [6.8] s;
- Top Speed: [245] km/h
- Combined fuel consumption: [5.1–5.4] l/100 km
- Combined CO<sub>2</sub> emissions: [134–142] g/km

#### BMW 518d

- BMW TwinPower Turbo 4-cylinder diesel engine with 110 kW (150 hp) and 350 Nm of torque
- Acceleration 0–100 km/h: [9.3] s;
- Top Speed: [212] km/h
- Combined fuel consumption: [4.7–4.9] l/100 km
- Combined CO<sub>2</sub> emissions: [123–129] g/km

The data for fuel consumption, CO<sub>2</sub> emissions and energy consumption are determined in accordance with the measurements processes as defined by European Regulation (EU) 2007/715 in the applicable version. Data refer to a vehicle with base-level equipment in Germany, and the ranges account for differences according to the selected wheel and tyre size and the optional equipment and may change during the configuration process. Figures have been determined on the basis of the new WLTP test cycle and have been converted back into NEDC figures for comparability. [For these vehicles, values other than those specified here may apply for the assessment of taxes and other vehicle-related charges that are (also) based on CO<sub>2</sub> emissions.] For further information on fuel consumption and CO<sub>2</sub> emissions, please see pages 42/43 or contact your local BMW partner.

<sup>1</sup> Electronically limited.

<sup>2</sup> Only available in conjunction with additional equipment.

Please ask your BMW Partner for more detailed information about the availability. The figures for performance, fuel consumption and CO<sub>2</sub> emissions refer to vehicles with standard transmission. Figures in [ ] are for vehicles with Steptronic transmission.



## BMW Personal CoPilot

By your side, when you decide.

### THE INNOVATIVE BMW ASSISTANCE SYSTEMS.

Enjoy the ultimate in comfort and safety with the BMW Personal CoPilot. Whether it's for driving or parking, you can rely on BMW Personal CoPilot driver assistance systems in every situation. The most cutting-edge systems, such as radar, ultrasound and cameras, dependably register the vehicle's surroundings, forming the basis for intelligent driver assistance systems. Either activated when desired, or as emergency assistance in the background – BMW Personal CoPilot assistance systems make every journey in your BMW even safer and more enjoyable.

### CLOSER TO AUTONOMOUS DRIVING THAN EVER BEFORE.

Autonomous driving is not a utopia, it is the future: All over the world, BMW Personal CoPilot test vehicles are already driving completely independently without the driver's intervention and not only show impressively how mobility will change in the near future – they also offer an outlook on the next level of driving pleasure. Even today, BMW Personal CoPilot already offers a large number of intelligent semi-automated assistants that actively support and relieve the driver in almost every driving situation.

### SIMPLY PARK IT.

Intelligent parking assistance systems from BMW Personal CoPilot are available so that you don't just look forward to every ride in your BMW, but also to parking. For example, the Parking assistant already displays suitable parking spaces as you drive past and, depending on the BMW model, runs the parking process either partially or completely independently. But here too, automation will continue to advance, so that in the future it will be possible for vehicles without drivers to search for a parking space and execute the parking process autonomously.

### REMOTE CONTROL PARKING.

The Remote Control Parking<sup>1,2,5</sup> function allows the driver to conveniently get out of the vehicle before parking it via remote control by moving it forward into, or reversing out of, a tight parking space or garage. The Remote Control Parking function is activated by the driver once outside the car, with the BMW display key<sup>1</sup>.

### DRIVING ASSISTANT PLUS.

Driving Assistant Plus<sup>1,2,5</sup> offers greater comfort and security during monotonous or complex driving situations. These can include traffic jams, stop-and-go traffic or long journeys through the city, on country roads or motorways, along with navigating junctions and lane changes.

### ACTIVE CRUISE CONTROL WITH STOP&GO FUNCTION.

Active cruise control with Stop&Go function<sup>1,2</sup>, Speed Limit Info including No-overtaking indicator<sup>6</sup> and Approach control warning with braking function reacts to stationary vehicles, independently maintains a preselected distance from the vehicle ahead and controls speed down to standstill, automatically accelerating again as soon as traffic flow allows it.

## IN THE BMW 5 SERIES TOURING.

## BMW ConnectedDrive

Connected to be free.

Innovation and Technology 20 | 21

### CONNECTED FOR OVER 40 YEARS.

Focused on the future – from the very beginning. By the 1970s, BMW had already made headway in connected mobility. Another milestone of the digital future was surpassed in 1999: vehicles with built-in SIM cards. Then came the first online functionality, Google Services and innovative display systems such as the BMW Head-Up Display. Throughout this process, the desires of the customer have always taken centre stage. In a first for a premium automobile manufacturer, BMW makes it possible to book and pay for services flexibly via the BMW ConnectedDrive Store, in the vehicle or on a computer at home. And with the introduction of BMW Connected and the Open Mobility Cloud, BMW is taking the next steps into the future of mobility.

### MORE THAN 20 SERVICES IN THE BMW CONNECTED DRIVE STORE.

ConnectedDrive Services open the gate to the digital world of BMW. Use vehicle apps such as news, weather, office or online search on the go and be well informed at all times. ConnectedDrive Services form the basis to order further digital services such as Concierge Services or Online Entertainment from the ConnectedDrive Store – always, everywhere, simply and flexibly.

### IN TOUCH 24/7 WITH BMW CONNECTED.

Are the doors of my car really locked, when should I leave my office to arrive in time for dinner at the fancy Italian restaurant and how will I find my way there? As your personal mobility assistant, the BMW Connected App can easily help you with all these questions. It connects you directly with your car, giving you access before and during your trip to numerous functions, which make every drive simpler and more comfortable.

### BMW CONNECTED.

BMW Connected<sup>1,3</sup> is a personal mobility assistant which facilitates everyday mobility and aids drivers in reaching their destinations relaxed and on time. Mobility-relevant information such as recommendations for optimal departure times are available remotely via iPhone or Apple Watch and can be seamlessly transferred into the car.

### REMOTE 3D VIEW.

With Remote 3D View<sup>1,3,4</sup>, the user can see the parked vehicle's surroundings from a distance on a smartphone. The function can be activated via the BMW Connected App (for iOS). It also allows the user to observe the area around the vehicle from a distance as a 3D image.

### REMOTE SERVICES.

With the Remote Services<sup>1,3</sup> of the BMW Connected App, various functions of the vehicle, such as locking or unlocking the car, can be operated remotely. To use this feature, customers simply need to activate Remote Services once in the BMW ConnectedDrive customer portal at [www.bmw-connecteddrive.com](http://www.bmw-connecteddrive.com).

## IN THE BMW 5 SERIES TOURING.

<sup>1</sup> Available as optional equipment.

<sup>2</sup> Only available in conjunction with Steptronic transmission.

<sup>3</sup> Requires BMW ConnectedDrive Services.

<sup>4</sup> Remote Services and Parking Assistant Plus are required for the use of Remote 3D View.

<sup>5</sup> Only available in conjunction with additional equipment.

<sup>6</sup> Only available in conjunction with a navigation system.

Some ConnectedDrive Services may differ between countries. Please consult your local BMW partner for more information.



# SUSPENSION AND SAFETY.

■ Standard equipment □ Optional equipment



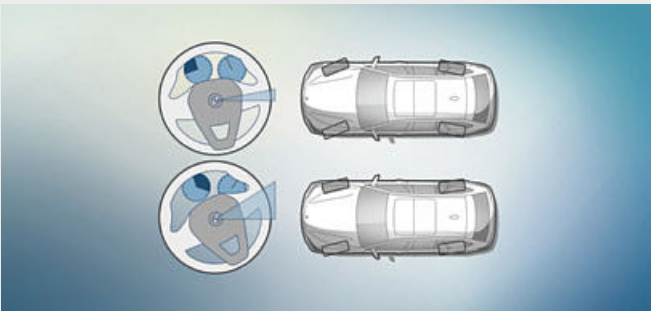
The **8-speed Steptronic Sport transmission**<sup>1,2,4</sup> offers incredibly sporty gear changes. Whether automatic or manual using gearshift paddles or gear lever - for comfortable coasting or incredibly dynamic driving. In SPORT mode and with the gear lever in the left-hand S/M position, the gear shifts are configured for maximum performance.

The **adaptive suspension**<sup>1</sup> makes it possible to adjust the damper characteristics to suit any given driving situation, increasing comfort and driving dynamics. In addition to the standard COMFORT setting for increased driving comfort, the SPORT program offers athletic damper settings.

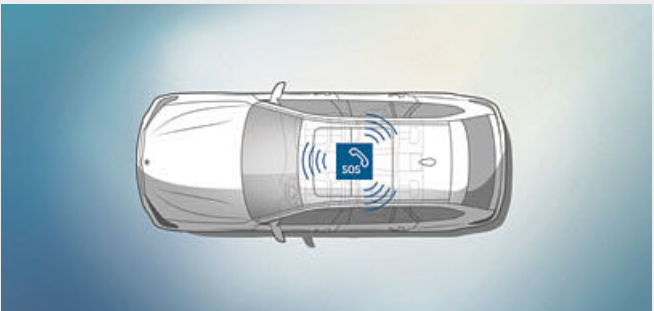
The **intelligent BMW xDrive all-wheel drive system** smoothly and variably distributes drive power to the front and rear wheels for maximum traction, driving dynamics and safety in every driving situation. For even better agility, the electronically controlled power distribution for instance counterbalances oversteer or understeer on bends.

**Adaptive Drive**<sup>1,5</sup> combines the active body roll stabilisation Dynamic Drive and Dynamic Damper Control for regulation of the stabilisers and dampers as required. At the same time this ensures outstanding driving comfort levels with hardly any noticeable body roll, which in turn permits higher speeds and shorter braking distances when taking bends.

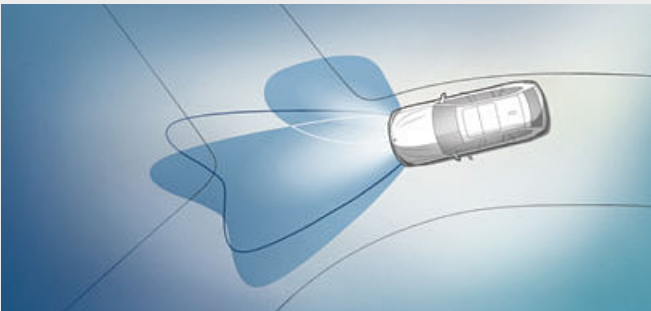
**M Sport suspension**<sup>1</sup> is lowered by roughly ten millimetres. It also features shorter suspension springs and tighter damper settings, as well as harder stabilisers. Together these result in improved traction and reduced body roll, which in turn allows for an extremely athletic driving style.



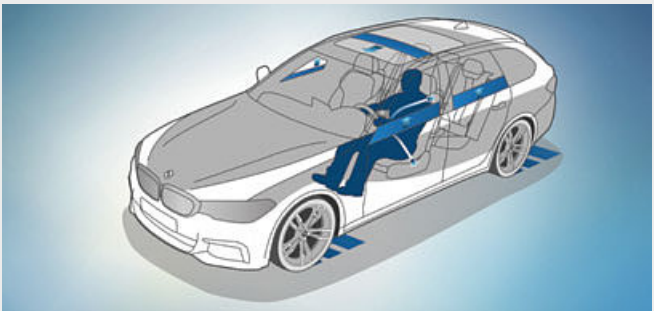
□ **Integral Active Steering** combines support that varies based on the steering angle on the front axle, and rear wheels that also contribute to steering. At lower speeds, it offers greater manoeuvrability and agility by turning the rear wheels opposite the front wheels. Beginning around 60 km/h, the rear wheels turn parallel to the front wheels, to increase stability and comfort.



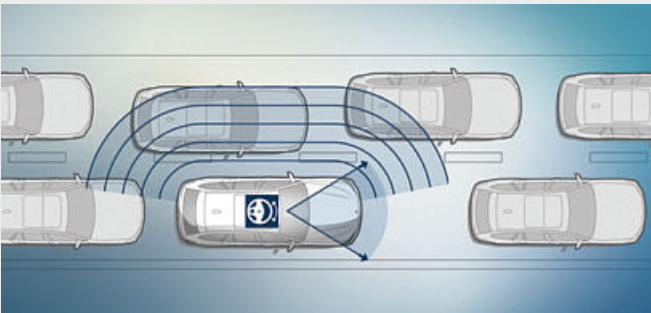
□ The **Intelligent emergency call** automatically establishes a connection with the nearest rescue coordination centre through the BMW call centre whenever needed – without the use of a mobile phone. It transmits information regarding the vehicle's current location and the severity of the accident. The Intelligent emergency call can also be triggered manually in case other road users require help, for example.



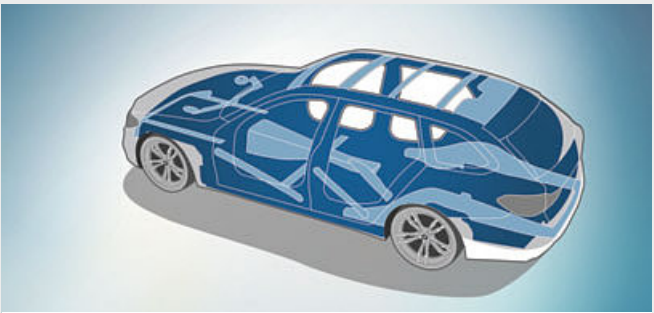
□ **Adaptive headlights** with variable light distribution and cornering lights improve illumination, particularly in bends and at intersections.



□ **Active Protection** is the BMW ConnectedDrive preventive passenger protection system. Active Protection warns the driver if it detects signs of tiredness, safety belts are pretensioned in critical situations, electric seats are returned to upright positions and the windows and sliding roof are closed. After an accident occurs, the brakes are automatically applied until the vehicle reaches a standstill.



□ **Lane Keeping assistant**<sup>3</sup> with active side collision protection: assists the driver at speeds between 70 km/h to 210 km/h with convenient corrective steering interventions, helping to stay in the lane and actively avoid potential side impacts.



■ The extremely torsionally stiff but **light body construction** provides the basis for sporty driving dynamics, high-precision steering and agility. Additionally, it offers the passengers the best possible all-round protection.

<sup>1</sup> Available as optional equipment.  
<sup>2</sup> Not available for BMW 520i, 520d, 520d xDrive.  
<sup>3</sup> Part of the Driving Assistant Plus packages.

<sup>4</sup> Standard for BMW M550d xDrive.  
<sup>5</sup> Only available for the BMW 540i xDrive, 530d, 530d xDrive, 540d xDrive.



# BASIC.

Discover more with the new BMW catalogue app. Now available for your smartphone and tablet.



■ The ergonomic cockpit with clear view of controls and premium-quality materials.



□ Generously proportioned interior, shown here in leather 'Dakota' Canberra Beige and fine-wood interior trim Finition Ridge with highlight trim finisher Pearl Chrome.

- Selected basic equipment:**
- 17" light alloy wheels V-spoke style 618
  - LED headlights
  - Leather steering wheel with Multifunction
  - Automatic air conditioning with 2-zone control
  - Radio BMW Professional with 8.8" LCD colour display
  - Driving Experience Control
  - Partially electric seat adjustment for driver and front passenger



□ The flat roof rails in Black matt make it easy to fasten the multifunctional BMW roof rack unit for transporting bulky objects.



■ 17" light alloy wheels V-spoke style 618 in Reflex Silver, wheel size 7.5J x 17, with 225/55 R17 tyres.

Some ConnectedDrive Services may differ between countries. Please consult your local BMW partner for more information.

# LUXURY LINE.

■ Standard equipment □ Optional equipment



□ The elegant roof rails in silver matt form the base for the easy attachment of the multipurpose BMW roof rack unit for bulky cargo.



□ The comfort seats in the Exclusive leather 'Nappa' Ivory White with contrasting piping emphasise the elegant flowing lines of the interior and provide optimal ergonomic adjustment.



■ 18" light alloy wheels W-spoke style 632, size 8J x 18 with 245/45 R18 tyres.



□ 19" light alloy wheels Multi-spoke style 633, 8J x 19 with 245/40 R19 tyres.

- Luxury Line exterior equipment:**
- BMW kidney grille with exclusively designed slats and grille frame in Chrome high-gloss
  - Front bumper with specific design elements in Chrome high-gloss
  - LED fog lights
  - 18" light alloy wheels W-spoke style 632 in Reflex Silver, alternatively 19" light alloy wheels Multi-spoke style 633 in Reflex Silver<sup>1</sup>, other wheels<sup>1</sup> available
  - Air Breather in Chrome high-gloss
  - Side window surrounds in Chrome high-gloss, window guides, window recess finisher, B-pillar, mirror base and mirror foot in Black high-gloss
  - Roof rails in Aluminium Silver or Black high-gloss
  - Rear bumper with specific horizontal design elements on the rear diffuser in Chrome high-gloss
  - Tailpipe trim in Chrome high-gloss, on both sides or with free-form

- Luxury Line interior equipment:**
- Door sill finishers in Aluminium, illuminated with "Luxury Line" lettering
  - Seats in Leather 'Dakota' with line-specific stitching and leather piping; other upholsteries<sup>1</sup> available
  - Sport leather steering wheel in Black, alternatively in Dark Coffee<sup>2</sup>
  - Car key with Chrome high-gloss detailing
  - Instrument panel in Sensatec Black<sup>2</sup> or Dark Coffee<sup>2</sup>, alternatively BMW Individual leather Black<sup>1</sup>
  - Interior trim finishers in fine-wood trim 'Finition Ridge' with highlight trim finishers in Pearl Chrome; other trims<sup>1</sup> available
  - Variable Ambient light in six colours

<sup>1</sup> Available as optional equipment.  
<sup>2</sup> Colour depends on chosen upholstery colour.



SPORT LINE.

Discover more with the new BMW catalogue app. Now available for your smartphone and tablet.

■ Standard equipment □ Optional equipment



□ The interior conveys a sense of dynamic performance, characteristic of the BMW 5 Series Touring: The interior trim finishers in optional Aluminium high finish with highlight trim finishers Pearl Chrome and Ambient light adjustable in six colours create a dynamic look.

■ The Sport leather steering wheel with a thinner rim and contoured thumb rests is perfectly shaped with an exceptionally pleasant feel.



□ The interior with sport seats and leather upholstery in leather 'Dakota' black with exclusive stitching and contrast piping extends the contemporary dynamics of the exterior to the passenger compartment.

Sport Line exterior equipment:

- BMW kidney grille with vertical slats in Black high-gloss and grille frame in Chrome high-gloss
- Front bumper with specific design elements in Black high-gloss
- LED fog lights
- 18" light alloy wheels W-spoke style 634 in Orbit Grey, alternatively 19" light alloy wheels Multi-spoke style 635 in Ferric Grey<sup>1</sup>, other wheels<sup>1</sup> available
- "Sport Line" designation on the side
- Air Breather in Black high-gloss
- Side window surrounds, window guides, window recess finisher, B-pillar, mirror base and mirror foot in Black high-gloss
- Roof rails in Black high-gloss or Aluminium Silver
- Rear bumper with specific horizontal design elements on the rear diffuser in Black high-gloss
- Tailpipe trim in Black Chrome, circular on both sides or with free-form

Sport Line interior equipment:

- Door sill finishers in aluminium, illuminated with "Sport Line" designation
- Sport seats for driver and front passenger, alternatively Comfort seats front, electrically adjustable
- Seats in cloth/leather combination 'Plectoid', alternatively in Leather 'Dakota' with line-specific stitching and piping or Exclusive leather 'Nappa'<sup>1</sup>
- Sport leather steering wheel in Black<sup>2</sup> with Multifunction
- Car key with buttons and high-gloss Chrome detailing
- Instrument panel in Black, alternatively in Sensatec Black<sup>1,2</sup> or Dark Coffee<sup>2</sup>, or in BMW Individual leather Black<sup>1</sup>
- Interior trim finishers in Black high-gloss with accent in Pearl Chrome; other trims<sup>1</sup> available
- Variable ambient light in six colours



■ 18" light alloy wheels double-spoke style 634 Orbit Grey gloss-lathed, 8J x 18 with 245/45 R18 tyres.



□ 19" light alloy wheels V-spoke style 635 Ferric Grey gloss-lathed with mixed tyres and run-flat properties, front 8J x 19 with 245/40 R19 tyres, rear 9J x 19 with 275/35 R19 tyres.



□ BMW Individual Exterior Line features trim strips and window recess finishers in satinated Aluminium.



■ The trim of the Air Breather is in Black high-gloss.

<sup>1</sup> Available as optional equipment.  
<sup>2</sup> Colour depends on chosen upholstery colour.

Some ConnectedDrive Services may differ between countries. Please consult your local BMW partner for more information.



# M SPORT PACKAGE.

Discover more with the new BMW catalogue app. Now available for your smartphone and tablet.



■ M Leather steering wheel including multifunction buttons, steering wheel rim in leather 'Walknappa' Black with contoured thumb rests.



□ With the leather 'Dakota' Night Blue exclusive stitching with contrasting piping, the design creates dynamic flair in the interior.



■ 18" M light alloy wheels Double-spoke style 662 M in Bicolour Ferric Grey gloss-lathed, with mixed tyres and run-flat properties, front 8J x 18 with 245/45 R18 tyres, rear 9J x 18 with 275/40 R18 tyres.



□ The M seat belts with belt tensioner and belt force limiter boast an exquisite woven highlight in the classic M colours.

**M Sport package exterior equipment:**

- M Aerodynamics package with front apron, side skirts and rear apron with diffuser insert in Dark Shadow metallic
- BMW kidney grille with vertical slats in Black high-gloss and grille frame in Chrome high-gloss
- LED fog lights
- 18" M light alloy wheels Double-spoke style 662 M with mixed tyres, other wheels<sup>1</sup> available
- M Sport suspension, lowered for sDrive and xDrive
- M Sport brake<sup>2</sup> with brake callipers in Dark Blue metallic and M designation
- BMW Individual high-gloss Shadow Line
- M designation on the front side panels
- Exterior mirror caps in body colour
- Tailpipe trim strip in Chrome high-gloss, on both sides
- Exclusive paintwork in Carbon Black, other paintworks available

**M Sport package interior equipment:**

- M door sill finishers, illuminated
- Sport seats for driver and front passenger in Cloth/Alcantara combination in exclusive M look, alternatively in Leather 'Dakota' Black with exclusive M look and Blue accent, other upholsteries available
- M Leather steering wheel with multifunction buttons
- BMW Individual headliner Anthracite
- Instrument cluster with M specific look in SPORT mode
- Interior trim finishers in Aluminium Rhombicle with highlight trim finishers in Pearl Chrome, other trims available
- Gear lever and M designation
- M driver footrest with M-specific pedal covers
- Car key with exclusive M designation

<sup>1</sup> Available as optional equipment.  
<sup>2</sup> Not available for BMW 520i, 518d, 520d, 520d xDrive.

# M SPORT PACKAGE.

■ Standard equipment □ Optional equipment



In the premium-quality interior, the sporty equipment is rounded out by the multifunction display<sup>1</sup> with M-specific characteristics, interior trim finishers in Aluminium Rhombicle and the M driver footrest.

The M leather steering wheel creates a dynamic look in the interior in combination with the interior trim finishers Aluminium Rhombicle, finely brushed lengthwise with highlight trim finishers Pearl Chrome.



The comfort seats in the Exclusive leather 'Nappa' Mocha with contrasting piping<sup>1</sup> emphasise the elegant flowing lines of the interior and provide optimal ergonomic adjustment.



Exclusive features in Cerium Grey accentuate the distinctive character of the BMW M550d xDrive. From the kidney grille frame and the M-specific trim elements in the air inlets to the wing mirror caps, Air Breathers and model badge at the rear – a host of design details in the signature colour lend the exterior an unmistakable appearance.

Some ConnectedDrive Services may differ between countries. Please consult your local BMW partner for more information.





BMW Individual paint finish Champagne Quartz metallic in sporty elegance with the 20" BMW Individual light alloy wheels V-spoke style 759 I.

BMW Individual doorsill finishers with illuminated lettering.



# BMW INDIVIDUAL.

## The expression of personality.

The BMW 5 Series Touring Inspired by BMW Individual.

To make your BMW uniquely yours, the BMW Individual collection offers a virtually inexhaustible range of equipment options for the new BMW 5 Series Touring.

The elegantly dynamic character is enhanced as much by the BMW Individual paint finish in Champagne quartz metallic as the BMW Individual Merino full leather trim in Smoke White. In combination with the 20" light alloy wheels, the exterior also clearly demonstrates that the exclusive BMW Individual equipment embodies perfection down to the last detail. Further highlights include interior trim finishers in Piano Finish Black and the leather steering wheel, which also features inlays in Piano Finish Black.

Requests for even greater distinctiveness and exclusivity, all the way to handcrafted one-off pieces, can be granted by BMW Individual Manufaktur.



BMW Individual full leather trim Merino in Smoke White with weave-effect stitching, hand-applied piping and contrast seams.

BMW Individual full leather<sup>1</sup> Merino Smoke White and headliner in Anthracite, as well as trims in Piano Black and additional equipment details by BMW Individual.



**EXPERIENCE BMW INDIVIDUAL INTERACTIVE.**  
**WITH THE BMW INDIVIDUAL APP FOR iOS AND ANDROID.**

<sup>1</sup> Includes instrument panel in leather, top surface in Nappa Black with contrast stitching and underside in fine-grain Merino leather to match the upholstery colour.



# EQUIPMENT HIGHLIGHTS.

Equipment 32 | 33

Discover more with the new BMW catalogue app. Now available for your smartphone and tablet.

■ Standard equipment □ Optional equipment



□ The Adaptive LED headlights include BMW Selective Beam, cornering lights and adaptive headlights. The light colour is similar to daylight and provides an ideal, even illumination of the road to improve visibility and make driving in the dark less tiring. The iconic light design with four light elements makes the vehicle recognisable as a BMW even at night.



□ The Remote Control Parking function<sup>1,2</sup> allows the driver to conveniently get out of the vehicle before parking it via remote control by moving it forward into, or reversing out of, a tight parking space or garage. The Remote Control Parking function is activated by the driver once outside the car, with the BMW display key.



■ The Through-loading system consists of rear seat backrests that are divided in a 40:20:40 ratio, guaranteeing more flexibility when transporting people and objects. For example, two passengers can be seated comfortably in the rear, while long objects such as ski and snowboard bags can be transported at the same time.




□ Rear-seat entertainment Professional<sup>2</sup> includes two separate 10.2" colour screens that can be tilted and a Blu-ray drive. This makes it possible to use the navigation system<sup>3</sup> or the internet while on the road (with an existing mobile phone contract). Features remote control and ports for MP3 players, games consoles and headphones (including wireless headphones).




□ The Comfort access system makes it possible to open all four vehicle doors without using the key. This equipment option includes contactless opening and closing of the tailgate with a quick wave of the foot under the rear bumper.



■ With a touch of the car key, the rear window can be opened up separately to put in or take out luggage. A particularly practical feature: When the rear window is opened, the roller cover goes up automatically and when manually closed, it automatically covers the luggage compartment.



■ Remote backrest unlocking for the rear seats allows the rear seat backrests to be unlocked and folded down conveniently via a button in the luggage compartment.




□ Telephony with wireless charging<sup>4</sup> offers a comprehensive telephony package with Bluetooth connectivity and the technical capacity for a WiFi hotspot.




□ The 8-speed Steptronic Sport transmission<sup>5,6</sup> offers incredibly sporty gear changes. Whether automatic or manual using gearshift paddles or gear lever.



■ Storage compartment in luggage compartment floor for sunblind/cover.



□ The Soft-Close function pulls the slightly-open door shut automatically and nearly silently.



□ The Instrument panel in Sensatec lends the interior of the vehicle a highly exclusive atmosphere.



□ Electric Panorama glass roof with slide and lift functions (front), roller sunblind, a wind deflector and comfort opening function via the car's remote control.




□ The Trailer tow hitch with electrically adjustable tow ball and trailer stability control is approved for heavy loads of up to 2,000 kg.



□ The Bowers & Wilkins Diamond surround sound system features an output of 1,400 W and outstanding studio-quality sound for every seat in the car.



□ 2-zone Automatic air conditioning with extended features, driver and front passenger can individually adjust temperature. Includes rear air vents, AAR and auxiliary ventilation function.



□ The Ambient Air Package<sup>2</sup> comprises a fragrance dispersal function and an air ionisation function.



□ The BMW display key shows various information about the vehicle's status and allows selected functions to be controlled with an integrated touch display.

<sup>1</sup> Only available in conjunction with Steptronic transmission.

<sup>2</sup> Only available in conjunction with additional equipment.

<sup>3</sup> Navigation instructions are only displayed in conjunction with a navigation system.

<sup>4</sup> Inductive charging for Qi-compatible mobile phones is possible. Special charging cases

are available from Original BMW Accessories for smartphones that do not offer Qi inductive charging.

<sup>5</sup> Only available for BMW 530i, 530i xDrive, 540i xDrive, 525d, 530d, 530d xDrive and 540d xDrive.

<sup>6</sup> Standard for BMW M550d xDrive.



# EQUIPMENT HIGHLIGHTS.

Discover more with the new BMW catalogue app. Now available for your smartphone and tablet.

■ Standard equipment □ Optional equipment



□ The Automatic air conditioning with 4-zone control<sup>2</sup> comes with the equipment included in Automatic air conditioning with 2-zone control with extended features, along with two air vents in the B columns. Additionally, the rear passengers can individually adjust their own climate via a separate control element with display.



□ The electric roller sunblind for rear window, along with the mechanical blinds for the two rear side windows, provide protection against strong direct sunlight and help prevent the interior from heating up too quickly. They also maintain privacy in the rear of the car.



□ Ambient light creates a relaxed, cosy lighting atmosphere in the interior, and features vicinity illumination in the exterior door handles. There are eleven predefined light designs available in six different colours, with contour and ambient lighting on the instrument panel, door trim and centre console.



□ With BMW Gesture Control<sup>6</sup>, certain functions can be operated by means of defined hand movements. For certain operations the system will for example recognise gestures such as 'swiping' or 'pointing' for accepting or rejecting an incoming call, or circular motions of the index finger to adjust volume.



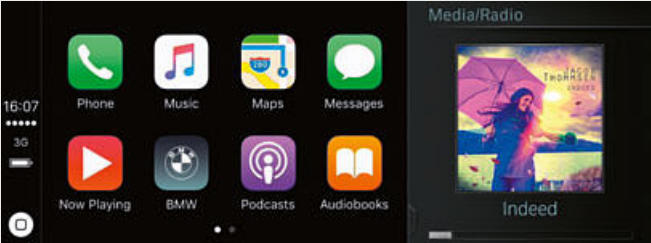
□ The full-colour BMW Head-Up Display<sup>1</sup> projects all information relevant to the journey directly into the driver's field of vision.



□ The Lane Change Warning recognizes vehicles in the blind spot and warns the driver by flashing the LED warning light located in the exterior mirrors, as well as by vibrating the steering wheel (part of Driving Assistant).



□ The Lane Change Assistant supports the driver and allows for comfortable automatic lane changes at speeds between 70 and 130 km/h by means of extended activation of the turn indicator (part of Driving Assistant Plus).



□ Preparation for Apple CarPlay<sup>3,4</sup> supports the convenient and wireless use of a selected iPhone<sup>®</sup> functions in the vehicle. This allows smartphone content, along with functions such as music, iMessages/text messages, telephony, Siri, navigation and selected third-party apps to be displayed and operated via the vehicle's user interface and via Voice control.




□ The Multifunctional instrument display<sup>4</sup> with Black Panel technology and a screen diagonal of 12.3" provides a highly impressive visualisation of the driving experience. Three different modes and their specific displays – each of which have their own colour scheme and graphic style – can be displayed in the instrument cluster: ECO PRO, COMFORT and SPORT.



□ BMW Night Vision with person recognition<sup>4</sup> makes people and large animals visible on the Control Display from a distance using heat imaging and illuminates them with the Dynamic Marker Light in the main headlight. An additional warning system is also automatically activated when the vehicle is started, regardless of the status of the imaging display.



□ Driving Assistant Plus<sup>2,4,5</sup> offers greater comfort and security during monotonous or complex driving situations. These can include traffic jams, stop-and-go traffic or long journeys through the city, on country roads or motorways, along with navigating junctions and lane changes.



□ The Rear view camera<sup>4</sup> enables improved orientation when reversing at speeds below 15 km/h, for example when parking. It shows the area behind the car on the Control Display. Interactive track lines for measuring distance and turning circles assist the driver when manoeuvring, obstacles are marked in colour.



□ The equipment package Parking Assistant Plus<sup>4</sup> makes parking and manoeuvring the vehicle easier. It features Surround View including Top View, Remote 3D View<sup>7</sup>, PDC as well as a lateral parking aid, the Active PDC emergency braking function and the Parking Assistant with linear guidance that provides fully automatic parking both parallel and perpendicular to the road.

<sup>1</sup> The information in the BMW Head-Up Display is not fully visible when wearing polarised sunglasses. The exact content shown will depend on the equipment options chosen. Further optional equipment is required for additional displays.  
<sup>2</sup> Only available in conjunction with Steptronic transmission.  
<sup>3</sup> The compatibility and range of functions from Apple CarPlay<sup>®</sup> depends on the model year and the software installed on the iPhone<sup>®</sup>. When Preparation for Apple CarPlay

is used, selected vehicle data is transferred to the iPhone. The mobile phone manufacturer is responsible for further data processing.  
<sup>4</sup> Only available in conjunction with additional equipment.  
<sup>5</sup> Function may be limited in darkness, fog or bright glare.  
<sup>6</sup> Only available in conjunction with the Professional Navigation system.  
<sup>7</sup> Remote Services and Parking Assistant Plus are required for the use of Remote 3D View.




# EXTERIOR COLOURS.

Discover more with the new BMW catalogue app. Now available for your smartphone and tablet.

■ Standard equipment    □ Optional equipment



■ **Non-metallic** 668 Black



□ **Metallic** 475 Black Sapphire<sup>2</sup>




□ **Metallic** A90 Sophisto Grey Brilliant Effect<sup>2</sup>



□ **Metallic** A72 Cashmere Silver



□ **Non-metallic** 300 Alpine White<sup>1</sup>



□ **Metallic** A89 Imperial Blue brilliant effect




□ **Metallic** C2P Atlas Cedar



□ **Metallic** A83 Glacier Silver



□ **Metallic** C10 Mediterranean Blue<sup>2</sup>



□ **Metallic** B65 Jatoba



□ **Metallic** C2Y Bluestone<sup>2</sup>




□ **Metallic** A96 Mineral White


## BMW INDIVIDUAL




□ **BMW Individual** X17 Rhodonite Silver metallic<sup>2</sup>



□ **BMW Individual** X08 Champagne Quartz metallic<sup>2</sup>



□ **BMW Individual** X14 Almandine Brown metallic<sup>2</sup>



□ **BMW Individual** S34 Azurite Black metallic<sup>2</sup>



□ **BMW Individual** 490 Brilliant White metallic<sup>2</sup>



□ **BMW Individual** 490 Frozen Brilliant White metallic<sup>2</sup>



□ **BMW Individual** 490 Pure metal Silver<sup>2</sup>



□ **BMW Individual** 490 Frozen Dark Silver metallic<sup>2</sup>

## M SPORT PACKAGE




□ **BMW Individual** 490 Frozen Cashmere Silver metallic<sup>2</sup>



□ **BMW Individual** 490 Frozen Dark Brown metallic<sup>2</sup>



□ **BMW Individual** 490 Frozen Arctic Grey metallic<sup>2</sup>



□ **Metallic** 416 Carbon Black

**[ Colours ]** The colours printed above are intended to provide you with a first impression of paints and materials available for your BMW. Experience has shown, however, that printed images of paint, upholstery and interior trim colours cannot faithfully reproduce

the actual appearance of the originals. We recommend therefore that you consult your BMW partner who will be able to show you original samples and assist with special requests.

<sup>1</sup> Standard with the M Sport package.




































<sup>2</sup> Optionally available for the M Sport package.



# INTERIOR COLOURS.

Discover more with the new BMW catalogue app. Now available for your smartphone and tablet.

■ Standard equipment □ Optional equipment

CLOTH	Available with		LEATHER	Available with		INTERIOR TRIMS	Available with		BMW INDIVIDUAL UPHOLSTERY COLOURS	Available with	
	■ Basic	Cloth Junction BYAT Anthracite <sup>1</sup>		■ Luxury Line □ Sport Line □ M Sport package	Dakota leather LCFI Ivory White with exclusive stitching, contrast piping		■ Basic	4K8 Oxide Silver dark matt with Pearl-Gloss Chrome accent lines		□ Basic □ Luxury Line □ Sport Line □ M Sport package	BMW Individual Full Leather Merino ZBFU Smoke White
CLOTH/LEATHER COMBINATION	Available with			■ Luxury Line □ Sport Line □ M Sport package	Dakota leather LCFF Ivory White with exclusive stitching, contrast piping		■ M Sport package	4K7 Aluminium rhombic with Pearl-Gloss Chrome accent trim		□ Basic □ Luxury Line □ Sport Line □ M Sport package	BMW Individual Full Leather Merino ZBCR Caramel <sup>4, 5, 6, 11</sup>
	■ Sport Line	Plectoid cloth/leather upholstery CNAT Anthracite		■ Luxury Line □ Sport Line □ M Sport package	Dakota leather LCRO Cognac with exclusive stitching, contrast piping		□ Basic ■ Luxury Line □ Sport Line ■ M Sport package	4K9 Fine Brushed Aluminium with Pearl-Gloss Chrome accent lines		□ Basic □ Luxury Line □ Sport Line □ M Sport package	BMW Individual Full Leather Merino ZBTQ Tartufo <sup>4, 5, 6, 11</sup>
	■ M Sport package	Rhombicle cloth/ Alcantara upholstery HRAT Anthracite <sup>2</sup>		■ Luxury Line □ Sport Line □ M Sport package	Dakota leather LCTJ Night Blue with exclusive stitching <sup>3</sup> , contrast piping		□ Basic ■ Luxury Line ■ Sport Line	4LU Black high-gloss with Pearl Chrome highlights			
LEATHER	Available with			□ M Sport package	Dakota leather LCNL Black with contrast stitching in Blue <sup>10</sup>		□ Basic ■ Luxury Line □ Sport Line □ M Sport package	4LH Fineline Cove fine-wood trim with Pearl-Gloss Chrome accent lines		□ Basic □ Luxury Line □ Sport Line □ M Sport package	BMW Individual interior trim XEW Fine-wood trim Sen Light Brown <sup>8</sup>
	□ Basic ■ Luxury Line □ Sport Line □ M Sport package	Dakota leather LCSW Black		□ Luxury Line □ Sport Line □ M Sport package	Exclusive Nappa leather LZFK Black with exclusive stitching <sup>4</sup> , contrast piping		□ Basic ■ Luxury Line □ Sport Line □ M Sport package	4LF Fineline Ridge fine-wood trim with Pearl-Gloss Chrome accent lines		□ Basic □ Luxury Line □ Sport Line □ M Sport package	
	□ Basic ■ Luxury Line □ Sport Line □ M Sport package	Dakota leather LCCY Canberra Beige <sup>2</sup> , interior colour Canberra Beige		□ Luxury Line □ Sport Line □ M Sport package	Exclusive Nappa leather LZFI Ivory White with exclusive stitching <sup>4</sup> , contrast piping		□ Basic ■ Luxury Line □ Sport Line □ M Sport package	4LG Burled Walnut dark fine-wood trim with Pearl-Gloss Chrome accent lines		□ Basic □ Luxury Line □ Sport Line □ M Sport package	BMW Individual interior trim 4WY Fine-wood trim Plum Brown high-gloss <sup>9</sup>
	□ Basic ■ Luxury Line □ Sport Line □ M Sport package	Dakota leather LCEW Ivory White, interior colour Black		□ Luxury Line □ Sport Line □ M Sport package	Exclusive Nappa leather LZFF Ivory White with exclusive stitching <sup>4</sup> , contrast piping		□ Basic ■ Luxury Line □ Sport Line □ M Sport package	4LQ Poplar grain fine-wood trim with Pearl-Gloss Chrome accent lines		□ Basic □ Luxury Line □ Sport Line □ M Sport package	BMW Individual interior trim 4ML Piano finish Black <sup>8</sup>
	□ Basic ■ Luxury Line □ Sport Line □ M Sport package	Dakota leather LCRI Cognac		□ Luxury Line □ Sport Line □ M Sport package	Exclusive Nappa leather LZNI Mocha with exclusive stitching <sup>4</sup> , contrast piping						
	■ Luxury Line □ Sport Line □ M Sport package	Dakota leather LCFK Black with exclusive stitching, contrast piping									
	■ Luxury Line □ Sport Line □ M Sport package	Dakota leather LCDO Canberra Beige with exclusive stitching, contrast piping									
			INTERIOR COLOURS	Available with							
				■ Basic ■ Luxury Line □ Sport Line ■ M Sport package <sup>9</sup>	Black with headliner in Ivory White						
				□ Basic ■ Luxury Line □ Sport Line □ M Sport package <sup>9</sup>	Canberra Beige with headliner in Canberra Beige						

Please note that even normal long or short-term use can lead to permanent upholstery damage. This can be caused in particular by non-colourfast clothing.

The interior colour is dependent on the chosen upholstery colour.

<sup>1</sup> Only available in conjunction with standard seats.  
<sup>2</sup> Not available in conjunction with sport seats.  
<sup>3</sup> Not available in conjunction with standard seats.  
<sup>4</sup> Only in conjunction with comfort seats.  
<sup>5</sup> Includes leather-covered instrument panel, top in Nappa leather in Black with contrast stitching and bottom in fine-grain Merino leather matching the seat upholstery colour.

<sup>6</sup> Also available as BMW Individual extended leather trim Merino.  
<sup>7</sup> Seats with M signature in the piping.  
<sup>8</sup> With Pearl-Gloss Chrome accent line.  
<sup>9</sup> In conjunction with the M Sport package headliner in anthracite.  
<sup>10</sup> Only available in conjunction with sports seats.  
<sup>11</sup> Only available in conjunction with additional equipment.



# WHEELS AND TYRES.

Discover more with the new BMW catalogue app. Now available for your smartphone and tablet.



□ 20" BMW Individual light alloy wheels V-spoke style 759 I Orbit Grey, gloss-lathed, with mixed tyres and run-flat properties, front 8J x 20 with 245/35 R20 tyres, rear 9J x 20 with 275/30 R20 tyres.



□ 19" light alloy wheels W-spoke style 663 Ferric Grey gloss-lathed with mixed tyres and run-flat properties, front 8J x 19 with 245/40 R19 tyres, rear 9J x 19 with 275/35 R19 tyres.



□ 17" light alloy wheels turbine style 645 in Bicolour Orbit Grey, gloss-lathed, with run-flat properties, BMW EfficientDynamics, 7.5J x 17, with 225/55 R17 tyres.



□ 17" light alloy wheels V-spoke style 631 Ferric Grey gloss-lathed, 7.5J x 17 with 225/55 R17 tyres.



□ 18" light alloy wheels Multi-spoke style 619, 8J x 18 with 245/45 R18 tyres.



□ 19" M light alloy wheels Double-spoke style 664 M Orbit Grey, gloss-lathed<sup>1</sup> with run-flat properties and mixed tyres, front 8J x 19 with 245/40 R19 tyres, rear 9J x 19 with 275/35 R19 tyres.



□ 18" light alloy wheels V-spoke style 684 Ferric Grey gloss-lathed, 8J x 18 with 245/45 R18 tyres.



○ 20" BMW Performance light alloy wheels 669 M bi-colour Black matt gloss-lathed, with run-flat tyres, front 8J x 20 with 245/35 R20 Y tyres, rear 9J x 20 with 275/30 R20 Y tyres.



○ The high-quality 20" BMW M Performance light alloy wheels 669 M are forged, finished in Bicolor Black matt and feature an exclusive combination of milled and burnished visible sides and the BMW M logo. 8 J x 20, 245/35 R 20 Y tyres front, 9 J x 20, 275/30 R 20 Y G tyres rear. RSC complete wheel set with runflat tyres..

# ORIGINAL BMW ACCESSORIES.

Equipment 40 | 41

■ Standard equipment □ Optional equipment ○ Accessories



○ The Pro 2.0 rear bike rack is lightweight yet sturdy and can carry up to 60 kg. Exceptionally easy to use, it carries two bikes or e-bikes (can be extended to accommodate three bikes). Its tilt function allows easy access to the luggage compartment at all times.



○ This contemporary roof box in Black with titanium silver side trims has a 520-litre capacity and fits all BMW roof rack systems. It can be opened from both sides and features triple central locking on each side which makes it easy to load and provides anti-theft locking.



○ The BMW Advanced Car Eye is a highly sensitive, full-HD camera that captures what's going on around the car, even at night. If the vehicle is shaken by an impact or in the event of unusual motion inside or outside the car, the camera automatically records the situation in order to document possible accidents or (attempted) break-ins.



○ All-weather floor mats – precision-fit protection from damp, dirt and waterlogging in entire footwell. The black finish is a perfect match with the interior.



○ Travel & Comfort System – Basic carrier. The front seat backrest supports the clothes hanger, the folding table, the universal hook, the attachment for GoPro cameras and the attachment for an Apple iPad™ or Samsung Galaxy Tab.



○ 20" light alloy wheels Cross-spoke style 636 in Bicolor Orbit Grey, bright turned on the visible side. TPMS complete wheel set with run-flat mixed tyres, wheel size 8J x 20 and 9J x 20.



○ Perfectly fitted, anti-slip, water-resistant luggage compartment mat. In black and featuring a number 5 in the form of a stainless steel inlay.

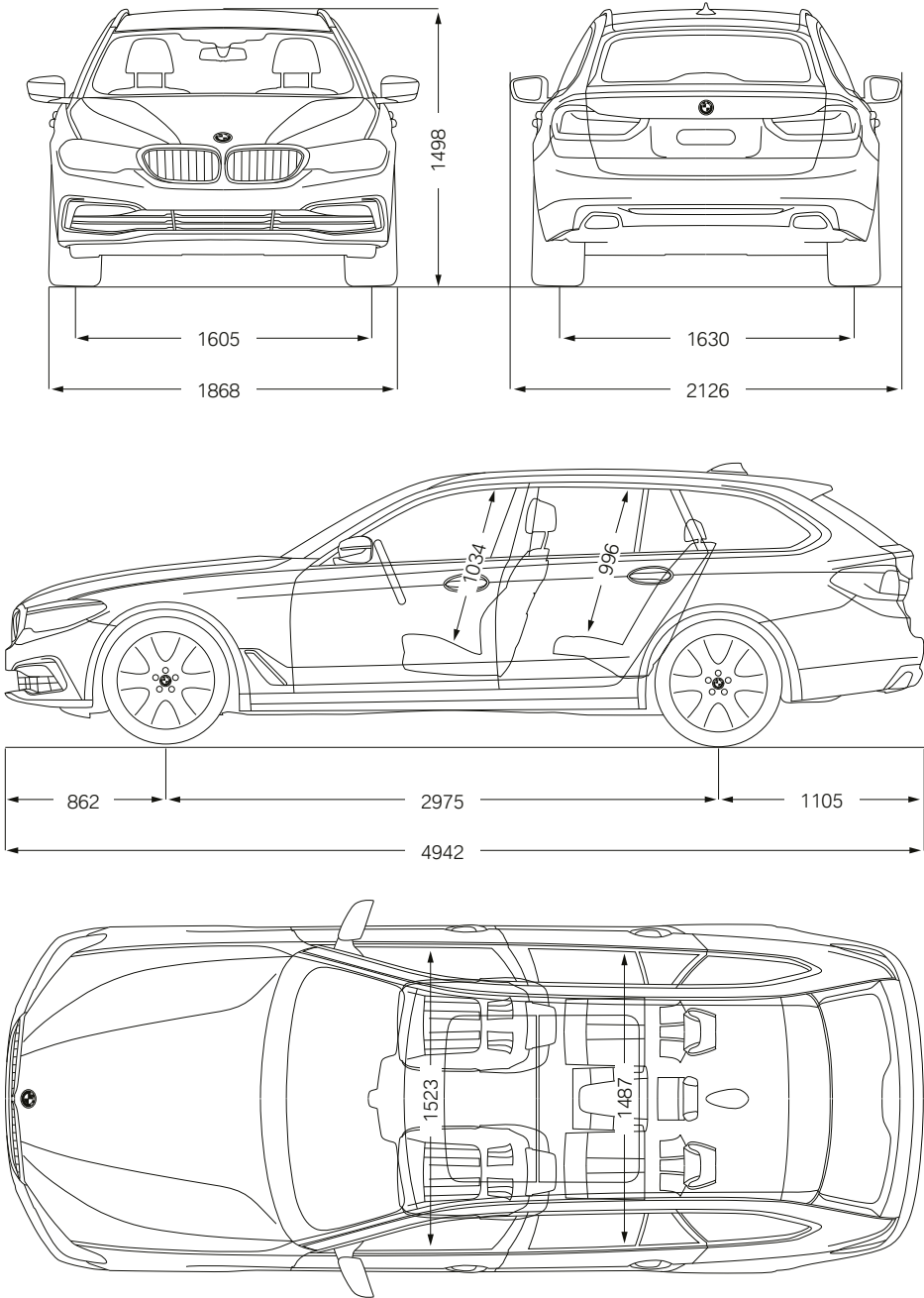
<sup>1</sup> Available only in combination with the M Sport package.

Discover the wide range of innovative solutions available for the exterior, interior, communication and information as well as transportation and luggage compartment solutions. Your BMW Partner is on hand to advise you on the whole range of Original BMW

Accessories and can also provide you with a special accessories catalogue. More information is also available any time at [www.bmw.com/accessories](http://www.bmw.com/accessories)



BMW 5 Series Touring		520i	530i 530i xDrive	540i xDrive	518d	520d 520d xDrive	525d	530d 530d xDrive	540d xDrive	M550d xDrive
Weight										
Unladen EU¹	kg	[1710]	[1715]	–	[1760]	1730 [1760]	[1765]	[1815]	–	–
Unladen EU (xDrive)¹	kg	–	[1775]	[1840]	–	[1825]	–	[1865]	[1920]	[2030]
Max. permissible	kg	[2350]	[2360]	–	[2390]	2380 [2405]	[2425]	[2480]	–	–
Max. permissible (xDrive)	kg	–	[2440]	[2495]	–	[2390]	–	[2530]	[2565]	[2620]
Permitted load	kg	[715]	[720]	–	[705]	725 [720]	[735]	[740]	–	–
Permitted load (xDrive)	kg	–	[740]	[730]	–	[730]	–	[740]	[720]	[665]
Permitted trailer load, unbraked²	kg	[750]	[750]	–	[750]	750 [750]	[750]	[750]	–	–
Permitted trailer load, unbraked (xDrive)²	kg	–	[750]	[750]	–	[750]	–	[750]	[750]	[750]
Permitted trailer load, braked, max. 12 % gradient/max. 8 % gradient²	kg	[2000/2000]	[2000/2000]	–	–	2000/2000 [2000/2000]	[2000/2000]	[2000/2000]	–	–
Permitted trailer load, braked, max. 12 % gradient/max. 8 % gradient (xDrive)²	kg	–	[2000/2000]	[2000/2000]	[2000/2000]	[2000/2000]	–	[2000/2000]	[2000/2000]	[2000/2000]
Luggage compartment capacity	l	570–1700	570–1700	570–1700	570–1700	570–1700	570–1700	570–1700	570–1700	570–1700
Engine										
Cylinders/valves		4/4	4/4	6/4	4/4	4/4	4/4	6/4	6/4	6/4
Capacity	cc	1998	1998	2998	1995	1995	1995	2993	2993	2993
Rated output/rated engine speed	kW (hp)/rpm	135 (184)/5000–6500	185 (252)/5200–6500	250 (340)/5500–6500	110 (150)	140 (190)/4000–4000	170 (231)/4400–4400	195 (265)/4000–4000	235 (320)/4400–4400	294 (400)/4400–4400
Max. torque/engine speed	Nm/rpm	290/1350–4250	350/1450–4800	450/1380–5200	350/1750–2500	400/1750–2500	500/2000–2000	620/2000–2500	680/1750–2250	760/2000–3000
Power transmission										
Drive configuration		Rear-wheel	Rear-wheel	All-wheel	Rear-wheel	Rear-wheel/all-wheel	Rear-wheel	Rear-wheel/all-wheel	All-wheel	All-wheel
Standard transmission		Eight-speed Steptronic	Eight-speed Steptronic	–	Eight-speed Steptronic	Six-speed manual	Eight-speed Steptronic	Eight-speed Steptronic	–	–
Standard transmission (xDrive)			Eight-speed Steptronic	Eight-speed Steptronic	–	Eight-speed Steptronic		Eight-speed Steptronic	Eight-speed Steptronic	8-Gang Steptronic Sport
Performance										
Top speed	km/h	[225]	[250]¹	–	[212]	230 [225]	[245]	[250]¹	–	–
Top speed (xDrive)	km/h	–	[250]¹	[250]¹	–	[225]	–	[250]¹	[250]¹	[250]¹
Acceleration 0–100 km/h	s	[8.2]	[6.4]	–	[9.3]	8.0 [7.8]	[6.8]	[5.8]	–	–
Acceleration (xDrive) 0–100 km/h	s	–	[6.3]	[5.1]	–	[7.8]	–	[5.6]	[4.9]	[4.6]
Consumption³, ⁵ – All engines conform to the EU6 standard										
Urban	l/100 km	[7.3–7.4]	[7.3–8.0]	–	[5.2–5.3]	5.9–6.2 [5.2–5.4]	[5.8–6.2]	[6.3]	–	–
Urban (xDrive)	l/100 km	–	[8.2–8.3]	[10.0–10.6]	–	[5.7]	–	[6.8–7.0]	[7.3–7.5]	[8.1]
Extra-urban	l/100 km	[5.3–5.6]	[5.4]	–	[4.4–4.7]	4.5–4.7 [4.4–4.6]	[4.7–4.9]	[4.7–5.0]	–	–
Extra-urban (xDrive)	l/100 km	–	[5.9–6.2]	[6.6]	–	[4.6–4.8]	–	[4.8–5.3]	[5.2–5.5]	[5.9–6.0]
Combined	l/100 km	[6.1–6.3]	[6.1–6.3]	–	[4.7–4.9]	5.0–5.2 [4.7–4.9]	[5.1–5.4]	[5.3–5.5]	–	–
Combined (xDrive)	l/100 km	–	[6.7–7.0]	[7.8–8.0]	–	[5.0–5.2]	–	[5.6–5.9]	[6.0–6.2]	[6.7–6.8]
Exhaust emissions standard (type-certified)		[EU6d-temp]	[EU6d-temp]	[EU6d-temp]	[EU6d-temp]	EU6c [EU6d-temp]	[EU6c]	[EU6d-temp]	[EU6d-temp]	[EU6d-temp]
CO₂ emissions, combined	g/km	[138–143]	[139–144]	–	[123–129]	132–136 [123–128]	[134–142]	[139–144]	–	–
CO₂ emissions, combined (xDrive)	g/km	–	[153–159]	[178–183]	–	[131–136]	–	[148–154]	[157–164]	[176–178]
Tank capacity (approx.)	l	68	68	68	66	66	66	66	66	66
Wheels/tyres										
Tyre dimensions		225/55 R 17 Y	225/55 R 17 Y	225/55 R 17 Y	225/55 R 17 Y	225/55 R 17 Y	225/55 R 17 Y	225/55 R 17 Y	245/40 R 19 Y/ 275/35 R 19 Y	
Wheel dimensions		7.5 J x 17	7.5 J x 17	7.5 J x 17	7.5 J x 17	7.5 J x 17	7.5 J x 17	7.5 J x 17	8 J x 19 / 9 J x 19	
Material		Light alloy	Light alloy	Light alloy	Light alloy	Light alloy	Light alloy	Light alloy	Light alloy	Light alloy



All dimensions in the technical drawings are given in millimetres.  
Quoted performance, fuel consumption and CO<sub>2</sub> emissions figures refer to vehicles with standard transmission. Figures in [ ] refer to vehicles with Steptronic transmission.

<sup>1</sup> The EC unladen weight refers to a vehicle with standard equipment and does not include any optional extras. The unladen weight includes a 90 % full tank and a driver weight of 75 kg. Optional equipment may affect the weight of the vehicle, the payload and the top speed if the selected equipment has an impact on the vehicle's aerodynamics.

<sup>2</sup> The actual total weight of the trailer must not exceed the maximum permitted trailer load, taking into account the maximum tow bar download.

<sup>3</sup> Performance data of petrol engines apply to vehicles using RON 98 fuel. Fuel consumption data apply to vehicles using reference fuels in accordance with EU Regulation 2007/715. Unleaded RON 91 and higher with a maximum ethanol content of 10% (E10) may also be used. BMW recommends RON 95 super unleaded petrol.

<sup>4</sup> Electronically limited.

<sup>5</sup> The data for fuel consumption, CO<sub>2</sub> emissions and energy consumption are determined in accordance with the measurements processes as defined by European Regulation (EU) 2007/715 in the applicable version. Data refer to a vehicle with base-level equipment in Germany, and the ranges account for differences according to the selected wheel and tyre size and the optional equipment and may change during the configuration process. Figures have been determined on the basis of the new WLTP test cycle and have been converted back into NEDC figures for comparability. [For these vehicles, values other than those specified here may apply for the assessment of taxes and other vehicle-related charges that are (also) based on CO<sub>2</sub> emissions.]



**THE BMW 530d xDRIVE TOURING WITH M SPORT PACKAGE:**

BMW TwinPower Turbo inline 6-cylinder diesel engine, 195 kW (265 hp), 19" M light alloy wheels in Double-spoke style 664 M with mixed and run-flat tyres, exterior colour Mediterranean Blue metallic, seats in leather 'Dakota' Canberra Beige exclusive stitching and leather piping in contrast, interior trim finishers in fine-wood trim 'Fineline' Cove with highlight trim finishers in Pearl Chrome.

The models illustrated in this brochure show the equipment and configuration options (standard and optional) for vehicles produced by BMW AG for the German market. Alterations in standard and optional equipment and the configurations available for the different models, as described in this brochure, may occur after 03/16/2018, the date when this brochure went to press, or according to the specific requirements of other markets. Your local BMW Partner is available to provide further details. Subject to change in design and equipment.

© BMW AG, Munich, Germany. Reproduction, even in part, only with the written approval of BMW AG, Munich.

4 11 005 362 20 2 2018 BC. Printed in Germany 2018.

